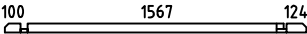
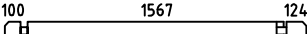



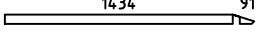
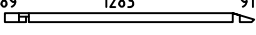
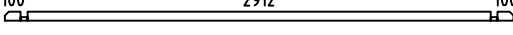
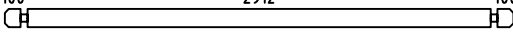
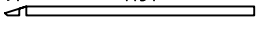


































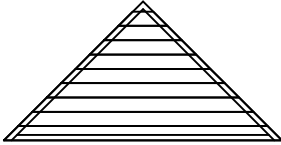



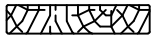


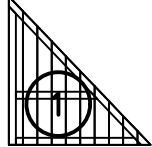




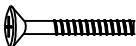










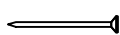
Aruba 1
Art. Nr. 441900
1/14






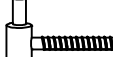


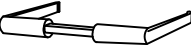
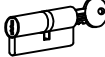

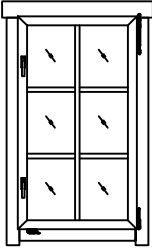
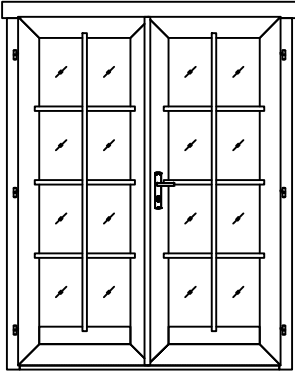
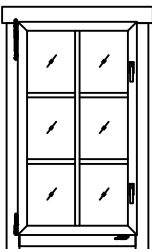


19.06.2017

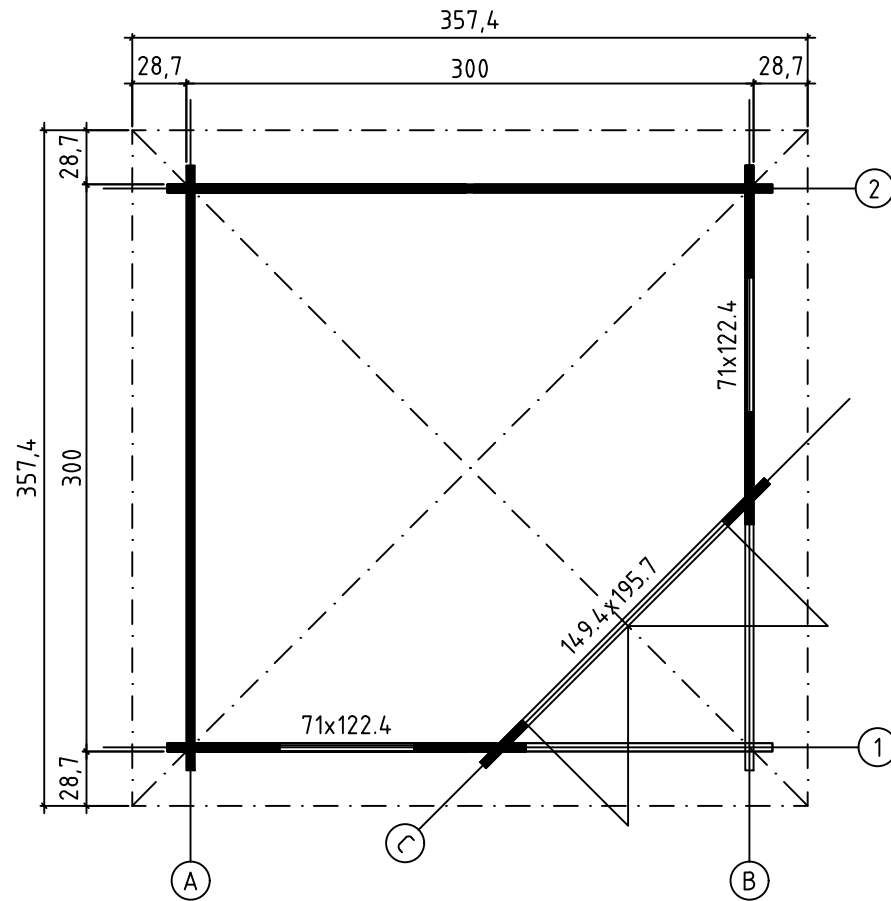
Pos	19.06.2017	Piecelist - Stücklist - Liste des composants Art. Nr. 441900	2/14	Q.	P. (mm)	L. (mm)
001				1	44x57	1897
002				6	44x114	1897
003				22	44x114	589
004				11	44x114	589
005				1	44x114	3200
006				2	44x57	1569
007				1	44x57	1569
008				1	44x57	3200
009				36	44x114	3200
010				1	44x57	1569
011				1	44x114	3200
012				6	44x114	1897
013				11	44x114	589
014				1	44x114	3200
015				1	44x114	3200
016				17	44x114	310
017				1	44x57	310
018				17	44x114	310
019				1	44x57	310
020				1	44x57	2125
021				1	44x57	2125
022				1	44x57	2125
IAR1	FOUNDATION - FUNDAMENT - FONDATION			1	70x45	2990
IAR4	FOUNDATION - FUNDAMENT - FONDATION			1	70x45	2850
IAR3	FOUNDATION - FUNDAMENT - FONDATION			1	70x45	2013

Pos	19.06.2017	Piecelist - Stücklist - Liste des composants Art. Nr. 441900	3/14	Q.	P. (mm)	L. (mm)
IAR2		FOUNDATION - FUNDAMENT - FONDATION 		1	70x45	1637
IAR8		FOUNDATION - FUNDAMENT - FONDATION 		1	70x45	1567
IAR5		FOUNDATION - FUNDAMENT - FONDATION 		2	45x45	2850
IAR6		FOUNDATION - FUNDAMENT - FONDATION 		1	45x45	2725
IAR7		FOUNDATION - FUNDAMENT - FONDATION 		1	45x45	2146
SR1		RAFTER - DACHSPARREN - CHEVRON 		4	44x140	1845
		FLOOR BOARDS - FUSSBODENBRETTER - LAME DE PLANCHER 		18	90x18	2908
		FLOOR BOARDS - FUSSBODENBRETTER - - LAME DE PLANCHER 		1	90x18	2908
		FLOOR BOARDS - FUSSBODENBRETTER - - LAME DE PLANCHER 		1	90x18	2868
		FLOOR BOARDS - FUSSBODENBRETTER - - LAME DE PLANCHER 		1	90x18	2778
		FLOOR BOARDS - FUSSBODENBRETTER - - LAME DE PLANCHER 		1	90x18	2688
		FLOOR BOARDS - FUSSBODENBRETTER - - LAME DE PLANCHER 		1	90x18	2598
		FLOOR BOARDS - FUSSBODENBRETTER - - LAME DE PLANCHER 		1	90x18	2508
		FLOOR BOARDS - FUSSBODENBRETTER - - LAME DE PLANCHER 		1	90x18	2418
		FLOOR BOARDS - FUSSBODENBRETTER - - LAME DE PLANCHER 		1	90x18	2328
		FLOOR BOARDS - FUSSBODENBRETTER - - LAME DE PLANCHER 		1	90x18	2238
		FLOOR BOARDS - FUSSBODENBRETTER - - LAME DE PLANCHER 		1	90x18	2148
		FLOOR BOARDS - FUSSBODENBRETTER - - LAME DE PLANCHER 		1	90x18	2058
		FLOOR BOARDS - FUSSBODENBRETTER - - LAME DE PLANCHER 		1	90x18	1968
		FLOOR BOARDS - FUSSBODENBRETTER - - LAME DE PLANCHER 		1	90x18	1878
		FLOOR BOARDS - FUSSBODENBRETTER - - LAME DE PLANCHER 		1	90x18	1788
		FLOOR BOARDS - FUSSBODENBRETTER - - LAME DE PLANCHER 		1	90x18	1698
CS		CEILING SHIELD - ELEMENT - PANNEAU DE TOITURE 		1		
		FLOOR FILLET-FUSSBODENLEISTE - CORNIERE DE FINITION DU PLANCHER 			18x18	10.87

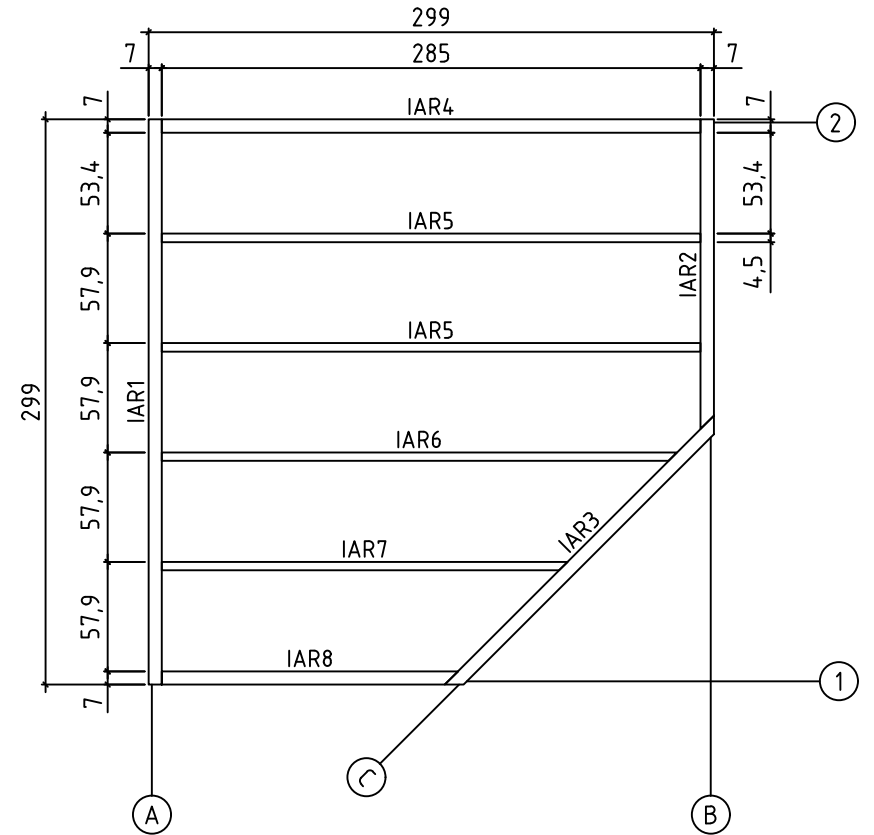
Pos	19.06.2017	Piecelist - Stücklist - Liste des composants Art. Nr. 441900	4/14	Q.	P. (mm)	L. (mm)
TB	FASCIA BOARD - TRAUFBRETT - BANDEAU DE TOIT			4	18x90	3700
	STORM PROTECTION - STURMLEISTE - - LATTE ANTI-TEMPETE			5	22x45	2500
EL	ROOF SHIELD - ELEMENT - PANNEAU DE TOITURE	 		4		
EL	ROOF SHIELD - ELEMENT - PANNEAU DE TOITURE	 		4		
DT	ROOF SUPPORT - DACH TRÄGER - SUPPORT DE TOIT			1	44x44	153
FS1	WINDOW HANDLE FITTINGS - FENSTERGRIFF - POIGNÉE D'OUVERTURE DE FENETRE			4		
FSP	BOLT FOR WINDOW HANDLE FITTINGS - BOLZEN FÜR FENSTERGRIFF BESCHLAG - BOULON POUR POIGNÉE D'OUVERTURE DE FENETRE			8		
HS13	SCREW FOR TRIANGULAR FIXING - MONTAGENSCHRAUBE FÜR DREIECKIGE - - VIS D'ASSEMBLAGE POUR TRIANGLE			10	4x60	
HS16	SCREW FOR 1. WALL BEAM - SCHRAUBE FÜR 1. BOHLENREIHE - VIS DE FIXATION DES FONDATIONS			6	5x90	
HS1	SCREW FOR GEORGIAN BARS - SCHRAUBE FÜR SPROSSEN - VIS DE BARRES GEORGIENNE			28	2.5x20	
HS4	SCREW FOR DOOR FILLET - SCHRAUBE ZUR BEFESTIGUNG TÜRLEISTE - VIS D'ASSEMBLAGE DU CADRE DE PORTE			5	3x30	
HS12	SCREW FOR FASCIA BOARDS - SCHRAUBEN FÜR TRAUFBRETT - VIS DE FIXATION POUR BANDEAU DE TOIT			32	4x40	
HS18	SCREW FOR FUNDAMENT - SCHRAUBEN ZUR BEFESTIGUNG FUNDAMENT - VIS POUR FONDATION			13	5x120	
HS18	SCREW FOR SHIELD - SCHRAUBEN ZUR ELEMENT VIS POUR DE PANNEAU DE TOITURE			48	5x120	
HS18	SCREW FOR RAFTER - SCHRAUBEN FÜR DACHSPARREN - - SCHRAUBEN FÜR DACHSPARREN - VIS POUR CHEVRON			12	5x120	
HS16	SCREW FOR DOOR JAMB - SCHRAUBE FÜR TÜRRAHMEN - VIS DE FIXATION POUR MONTANT DE PORTE			4	5x90	
HS21	SCREW FOR SHIELD - SCHRAUBEN ZUR ELEMENT VIS POUR DE PANNEAU DE TOITURE			120	6x80	
NF2	ZN NAIL FOR FLOOR FILLET - ZN NÄGEL FÜR FUSSBODENLEISTE - POINTE POUR CORNIERE DE FINITION DU PLANCHER			22	1.4x40	

Pos	19.06.2017	Piecelist - Stücklist - Liste des composants Art. Nr. 441900	5/14	Q.	P. (mm)	L. (mm)
TL5	SET OF DOOR LOCK COVERS - SCHLOSSBLENDEN - SET DE GARNITURES DE SERRURE DE PORTE		1			
SH44	HAMMER BLOCK - SCHLAGHOLZ - CALLE DE FRAPPE		1			
HS25	SCREW FOR DOORSTEP - SCHRAUBEN FÜR SWELLE - VIS DE FIXATION DU SEUIL DE PORTE		3	4.5x65		
SFS	NUT FOR STORM PROTECTION - SCHRAUBENMUTTER FÜR STURMLEISTE - ÉCROU POUR LAME ANTI-TEMPETE		10	D8		
NF4	ZN NAIL FOR FLOOR - ZN NÄGEL FÜR FUSSBODENBRETTER - CLOUS POUR PLANCHER		194	2x50		
	MALE BOLT HINGE FOR DOOR - TÜRRIEGEL - PARTIE MALE DE CHARNIERE DE PORTE		6	16/52		
BFS	BOLT FOR STORM PROTECTION - BOLZEN FÜR STURMLEISTE - VIS POUR LAME ANTI-TEMPETE		10	8x80		
DFS	WASHER FOR STORM PROTECTION - DICHTSCHEIBE FÜR STURMLEISTE - RONDELLE POUR LAME ANTI-TEMPETE		10	D8		
TL4	DOOR HANDLE FITTINGS - TÜRGRIFF - SET DE GARNITURES DE SERRURE DE PORTE		1			
	CYLINDER LOCK - ZYLINDERSCHLOSS - CYLINDRE DE SERRURE		1	30/35		
	STRIKER FOR BARREL BOLT - HÜLSE FÜR GRENDLRIEGEL - GACHE AU SOL DU TARGETTE		2			
	WINDOW - FENSTER - FENETRE 710x1224 SGC	 AK.1.106.SSP	1			
	DOOR - TÜR - PORTE 1494x1957 SGC	 TUK.1.108.SVP.MMb	1			
	WINDOW - FENSTER - FENETRE 710x1224 SGC	 AK.1.106.SSV	1			

GROUNDPLAN - GRUNDPLAN - PLAN DE MASSE

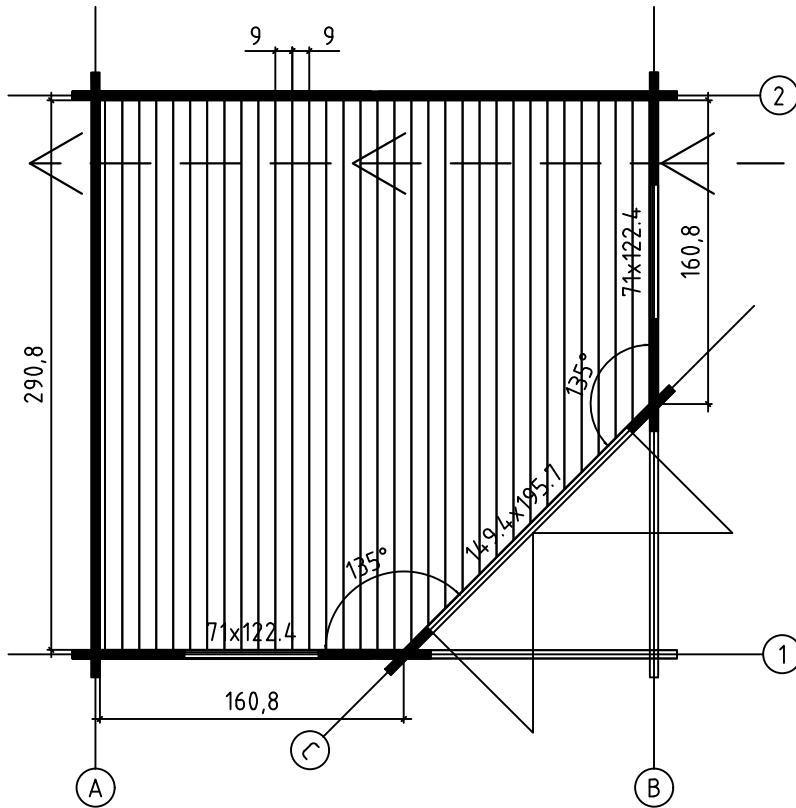


FOUNDATION - FUNDAMENT - FONDATION

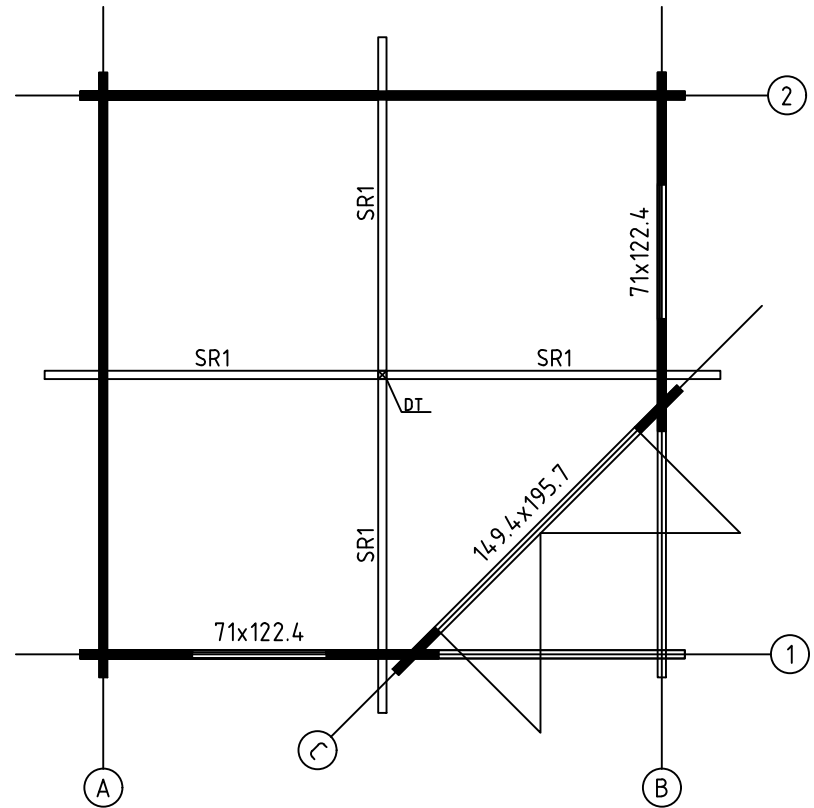


FLOOR BOARDS - FUSSBODENBRETTER - PLAN POSE PLANCHER

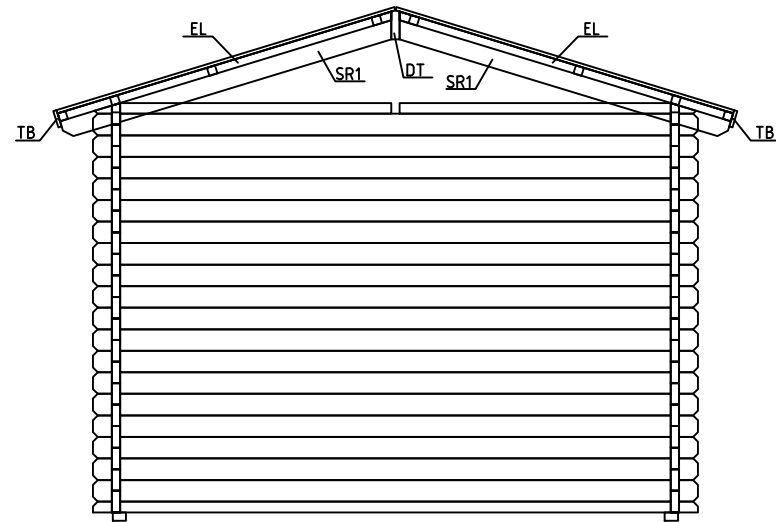
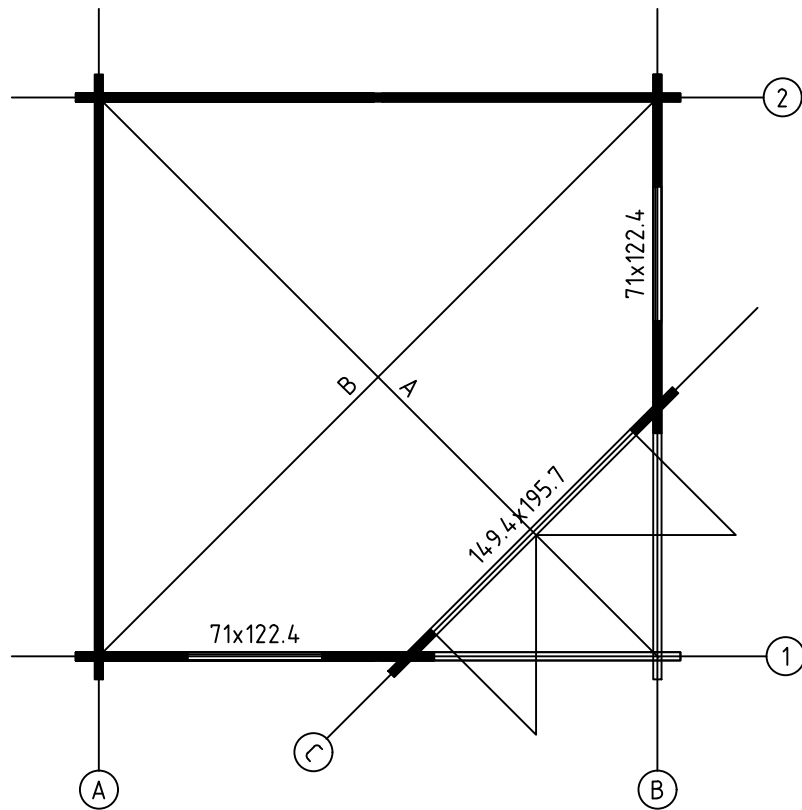
ROOF PLAN - DACH-PLAN - PLAN DU TOIT

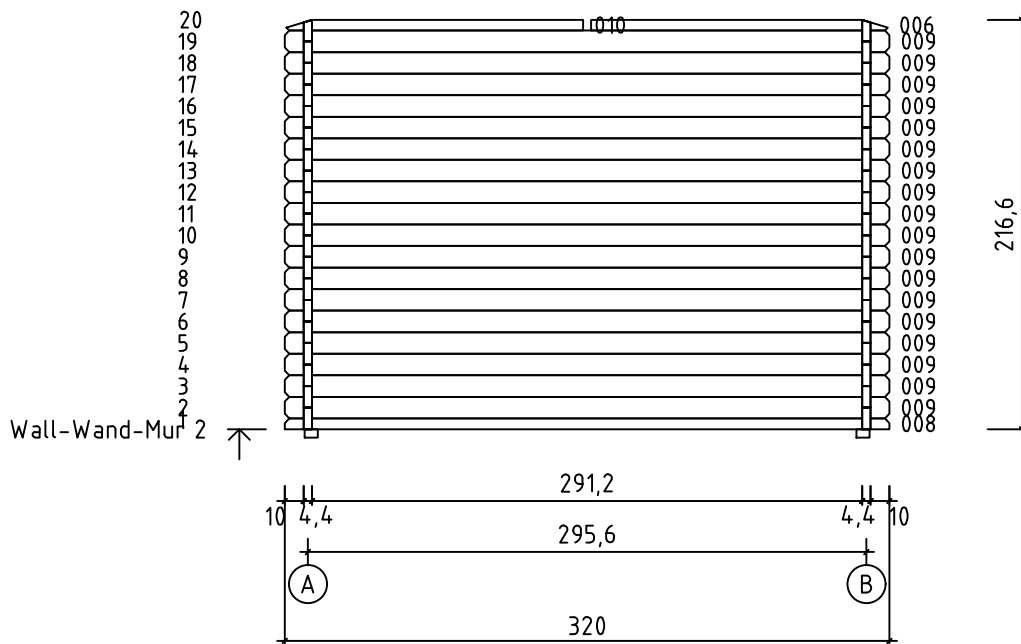
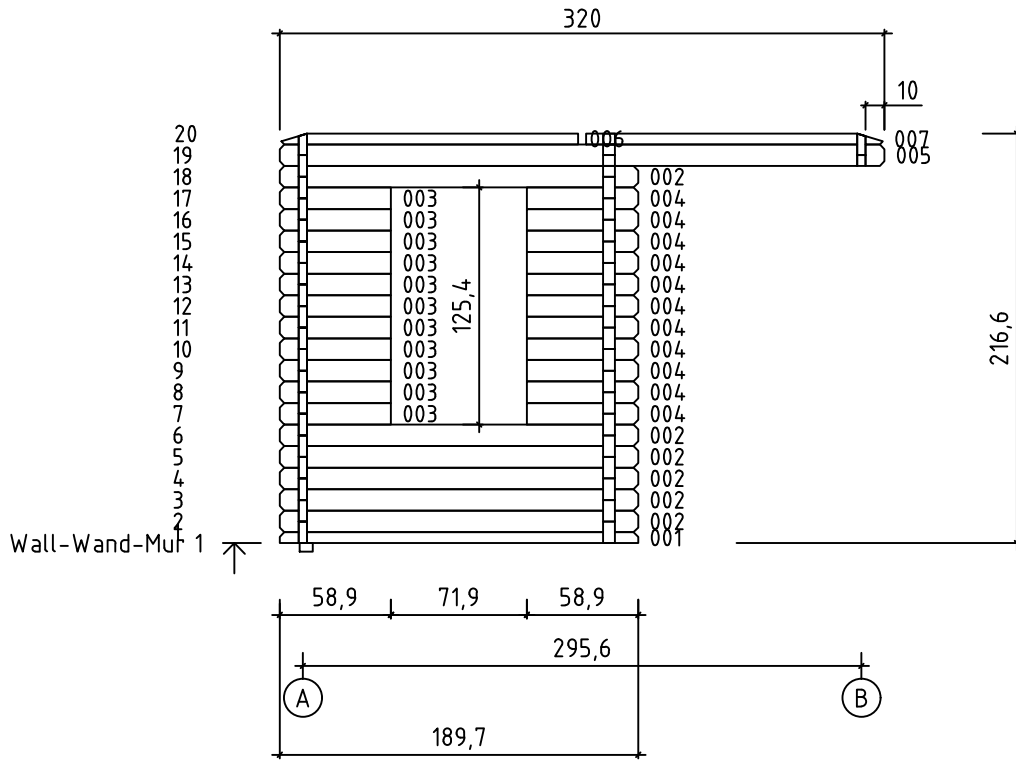


Mounting direction
Aufbauschritte
Instruction de montage

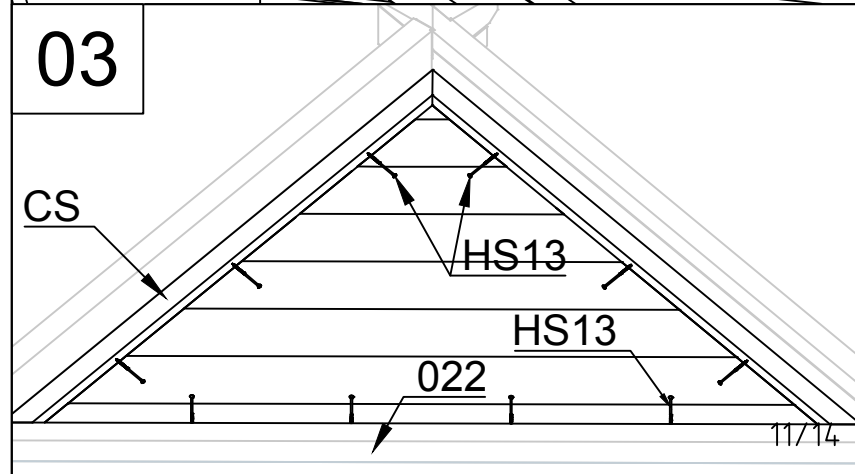
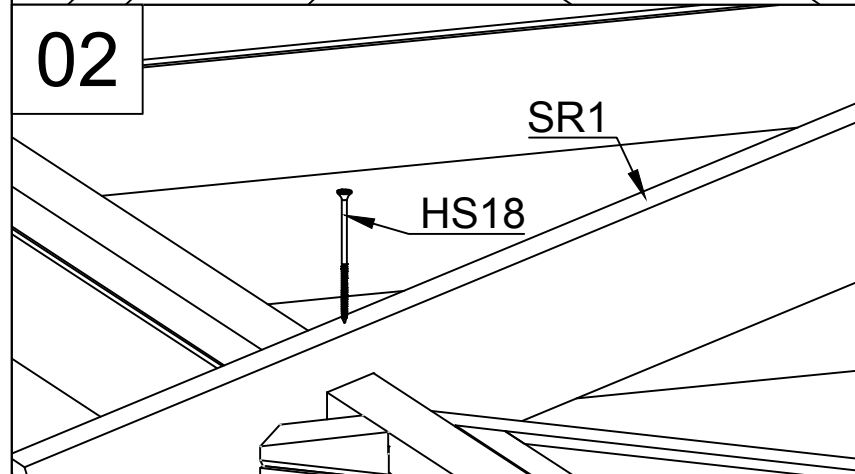
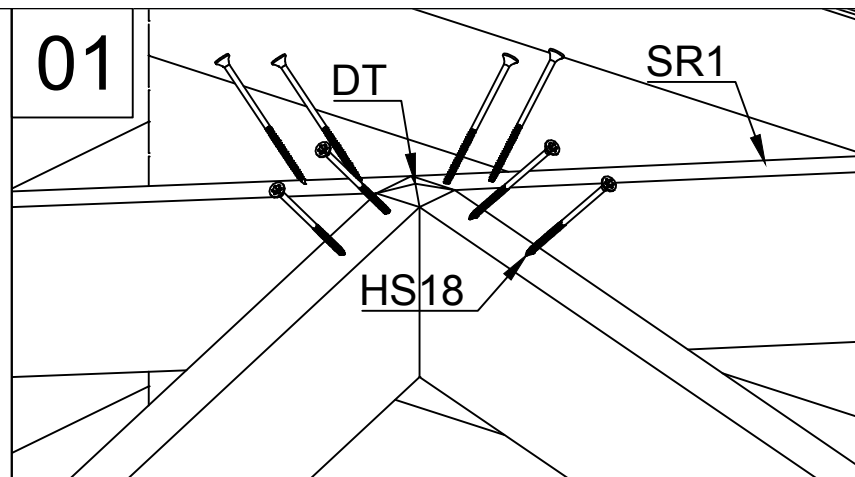
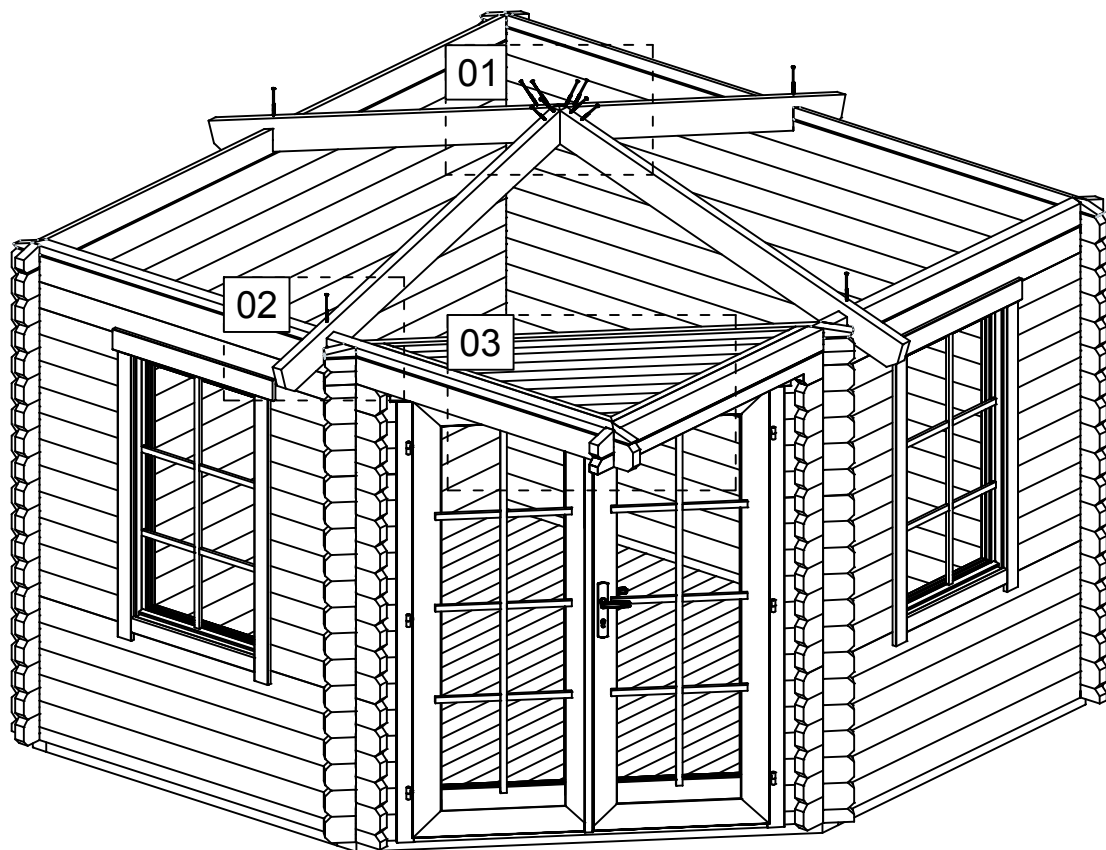


Diagonal must be equal A=B - Prüfung diagonale Austrichtung A=B
- Controle des diagonales A=B

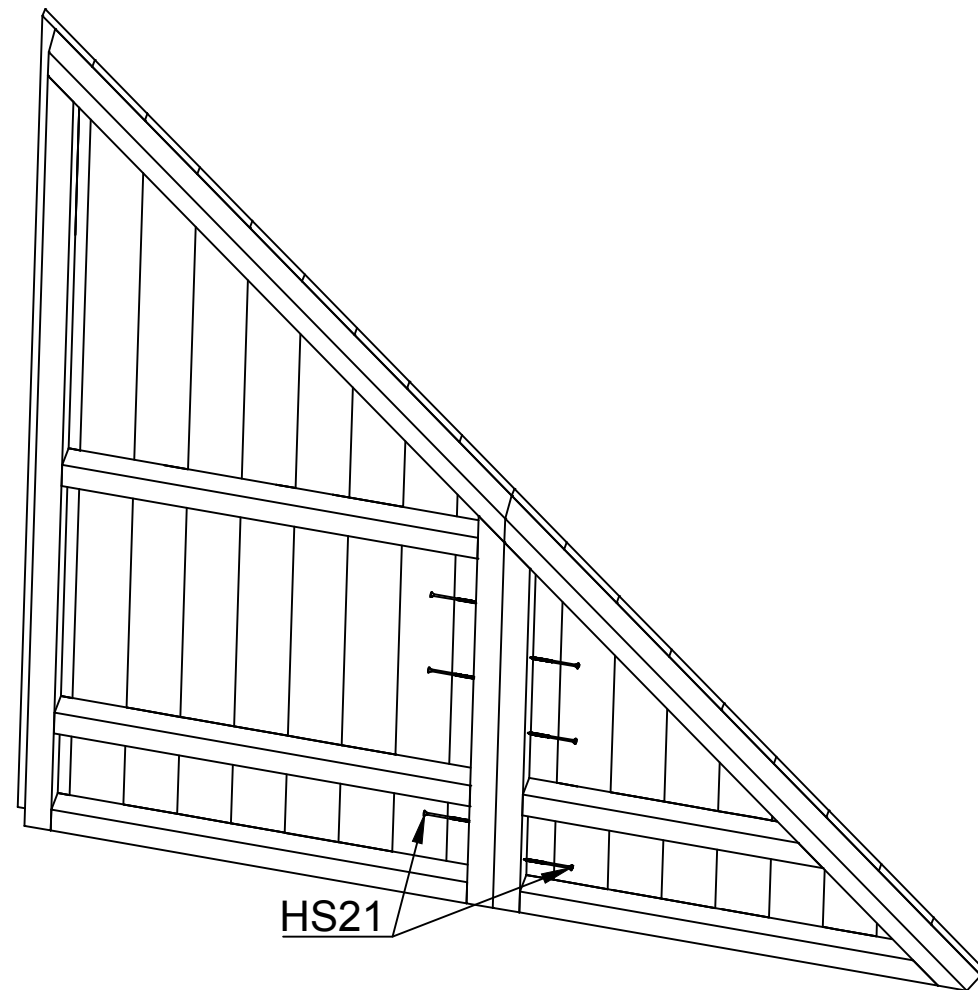
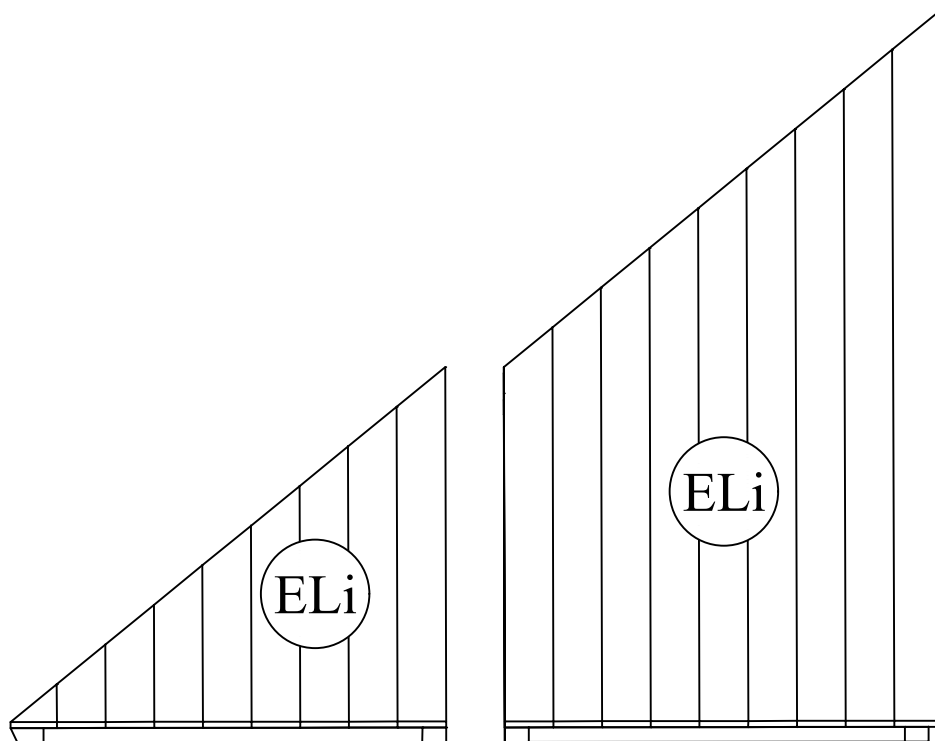


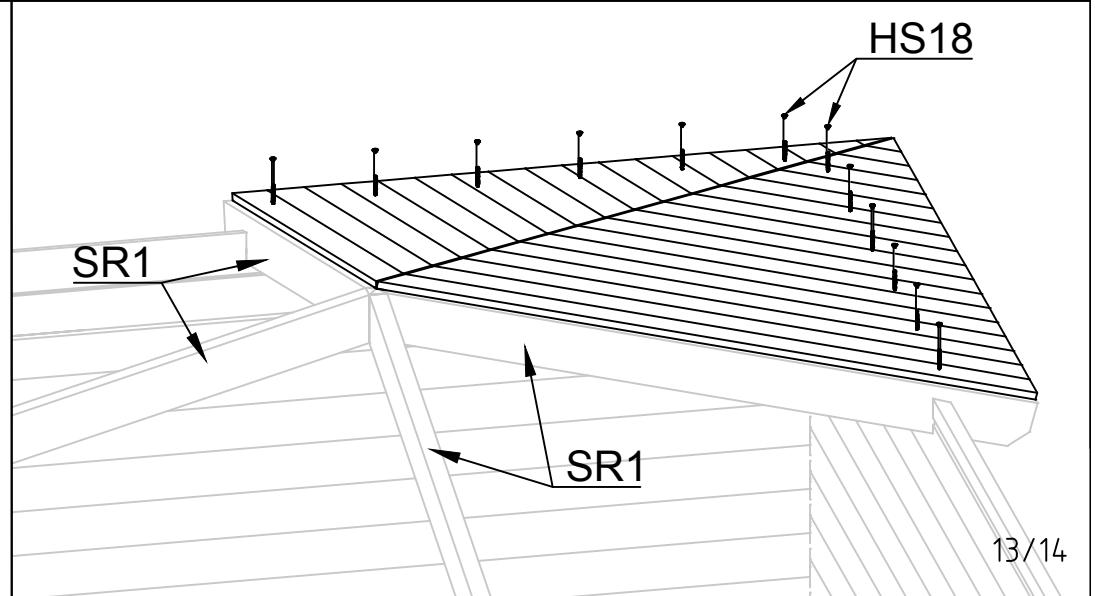
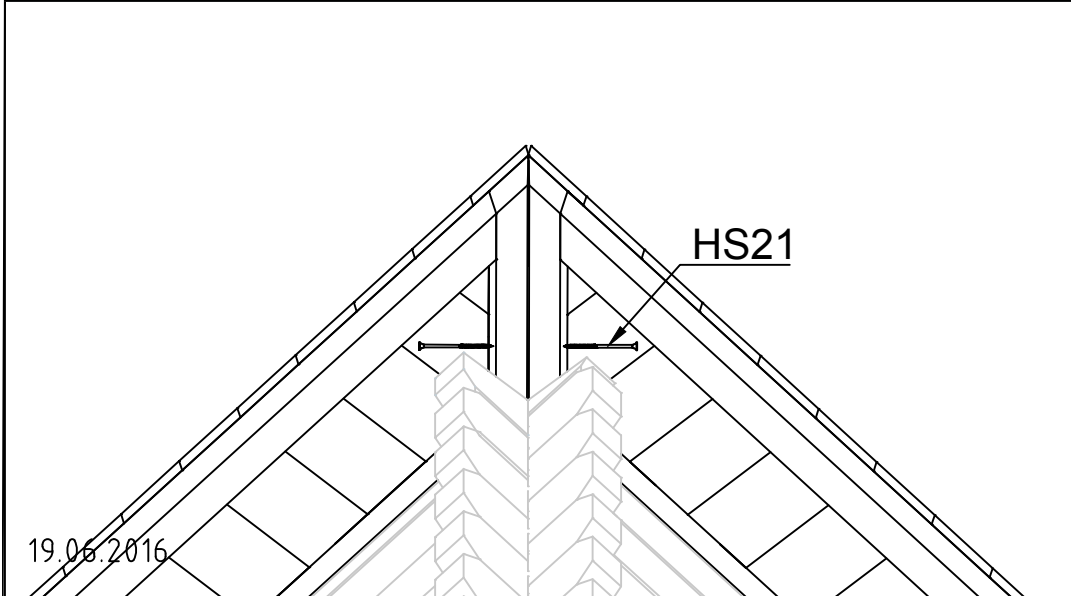
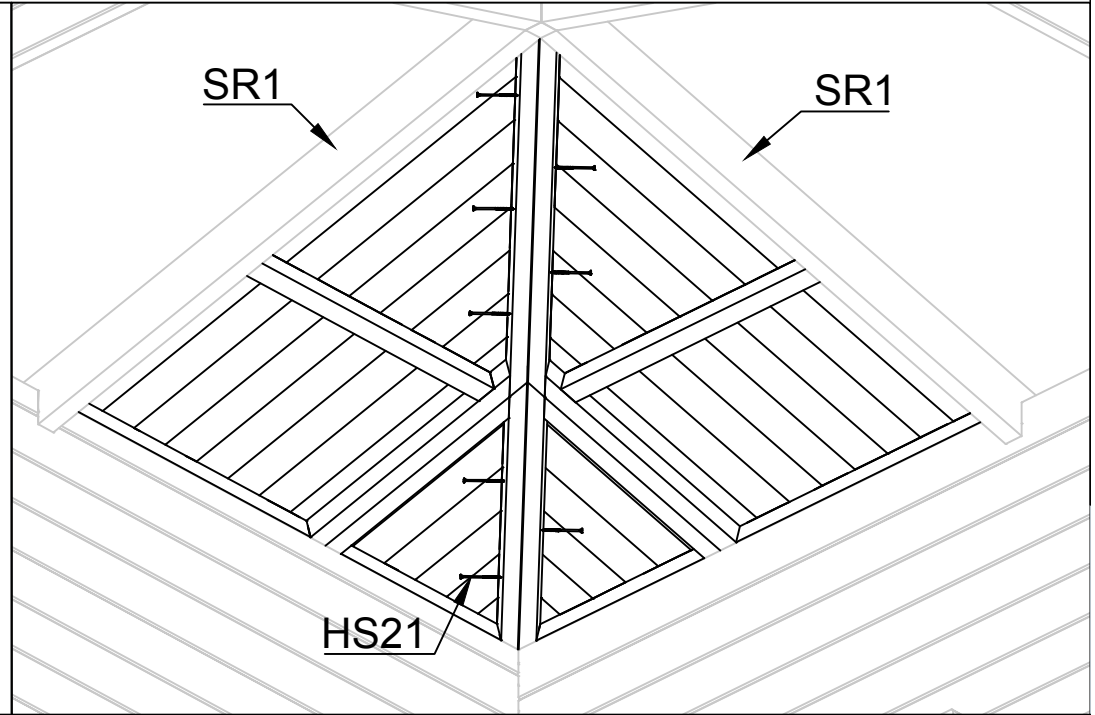
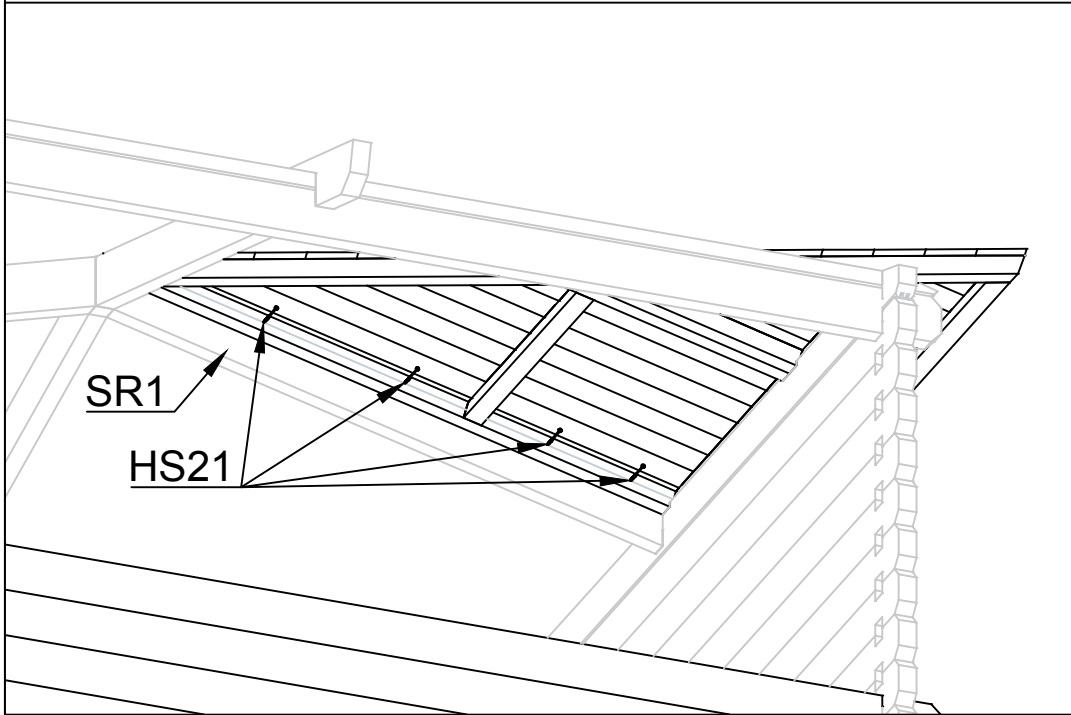


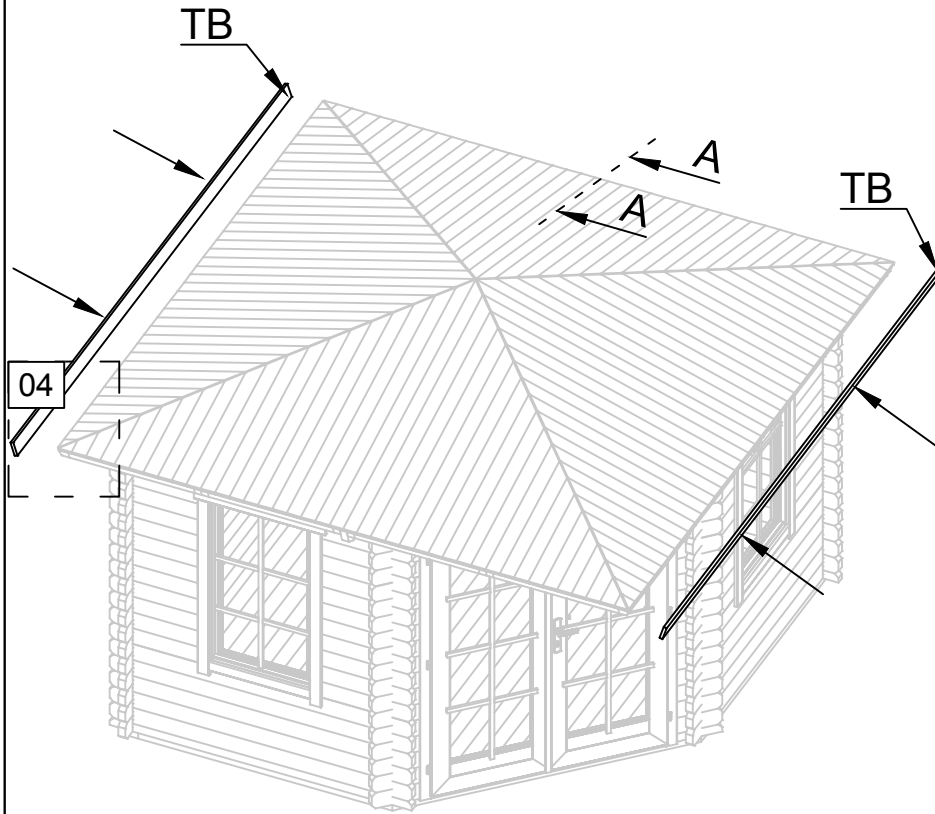
Art. Nr. 441900



Art. Nr. 441900







A-A

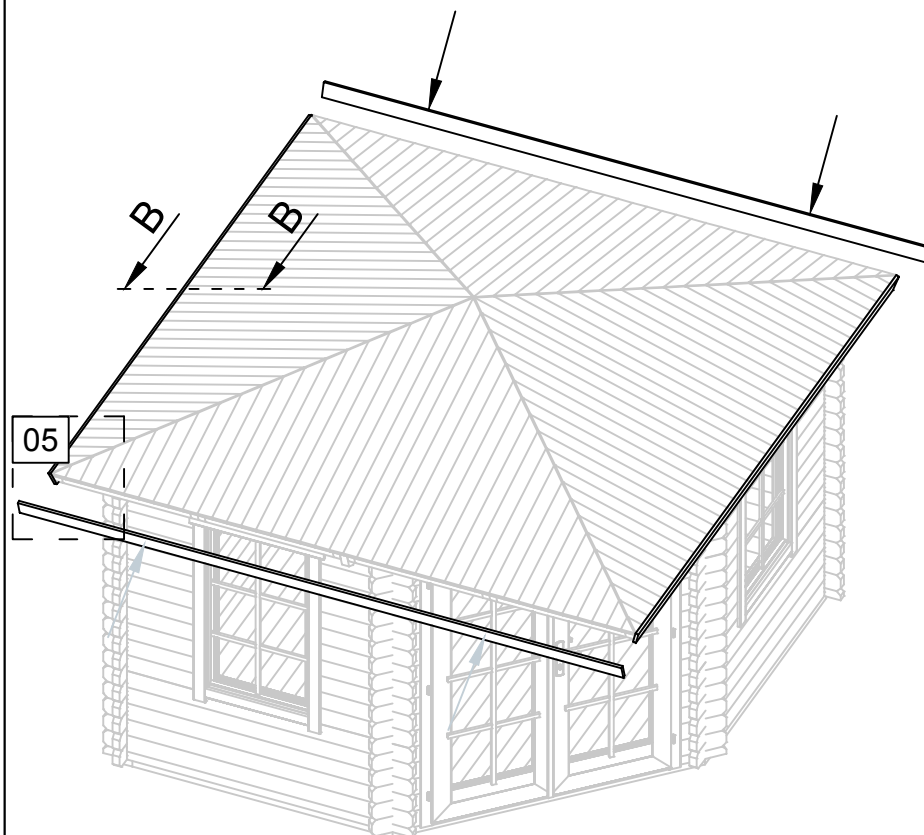
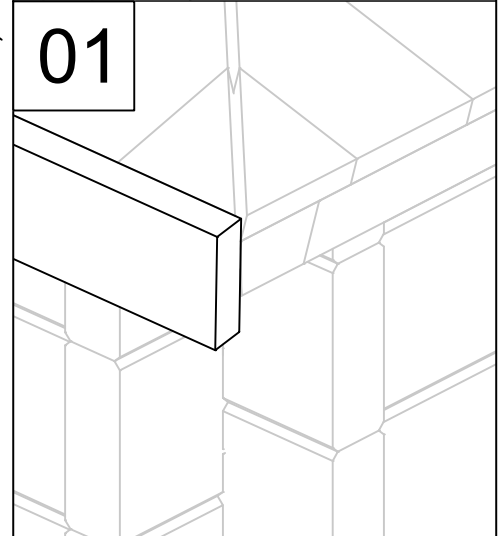
EL



SR1

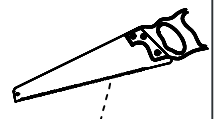
TB

01



B-B

EL



TB

SR1

TB

02

